



Automatic pointing machine VSP-12-K



- Setting device VSP-12-K is designed for mechanized resetting of the turnouts with flexible blades to required end positions.
- VSP-12-K is ecologically friendly, meets high level of cross-over safety (SIL3 requirements for safety integrity according to EN 61508) and features long life with minimum maintenance demands.
- Main advantage of this setting device is combination of low installation depth (only 170mm) and long lifting of turnout blades (up to 100mm).
- This type of switch mechanism is designed as two-box system – detachable box modules (mechanical and electro-hydraulic power box) with variable power requirements – 600V DC, 750V DC, 400V AC, 230V AC, 110V AC 60Hz or 24V DC.

Pražská strojírna a.s.



+420 284 810 852



info@pstroj.cz

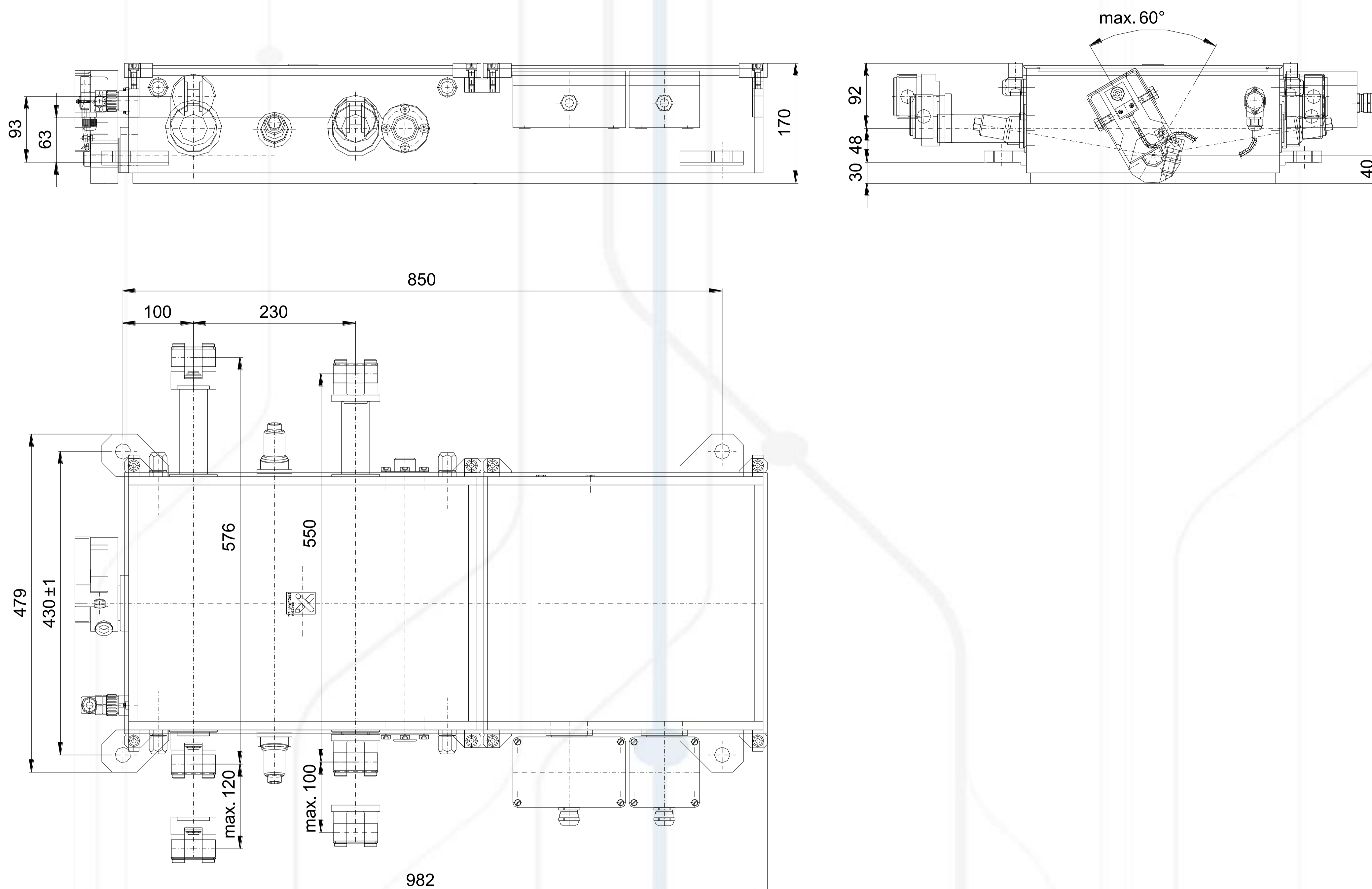


www.pstroj.cz

Securing:

- down pressure of the setting rod in both extreme positions
- locking the setting rod in both extreme positions
- signalling of locking the setting rod
- locking both checking rods in extreme positions
- signalling both extreme positions of both checking rods
- signalling of blocking the command for resetting when inserting the key into the setting pockets
- deformation-free forced resetting ("open force") with a standard split release or only via the distant blade
- optionally, the turnout system includes diagnostic elements (oil pressure and oil level measurement in the tank of the electrohydraulic system, temperature measurement, turnout system flooding sensor and other options as ordered by the user)

Automatic pointing machine VSP-12-K



Description:

The VSP-12-K switch system consists of the ZZKP-100-RO switch box, the JH-3-400-M waterproof separate electro-hydraulic unit, and the control system for the positioning and checking rods. The switch box can be fitted either with a standard split release or a split across the distant switch blade. The switch system can be installed loosely within an open line or it can be installed in an embedded box with drainage and lid capacity of 12 tonnes to allow passage of road vehicles.

Upon request, Pražská Strojirna a.s. supplies the turnout system including diagnostic elements to measure current oil pressure; record its maximum in collaboration with the control system; measure the throwing-over time in collaboration with control system; measure temperature in the turnout system; install a turnout system flooding sensor and other diagnostic options as ordered by the user.

Technical parameters:

Minimum track gauge	1000 mm
Lift of changeable switch blades	36 to 100 mm
Connection setting rod/tongue	according turnout type
Connection checking rod/tongue	according turnout type
Setting force on the rod	approx. 5 kN
Minimum force-opening	10 kN + 30 %
Press-down force of spring mechanism	1,3 to 2,2 kN
Moment for manual throwing-over	150 to 250 Nm
Time of mechanized setting (adjustable)	1 to 2 s
Operational voltage of electro-hydraulic power device	600V DC, 750V DC, 400V AC, 230V AC, 110V AC 60Hz
Control voltage (control-free position sensors)	24 V DC

Pražská strojirna a.s.



+420 284 810 852



info@pstroj.cz



www.pstroj.cz